




**SHANGHAI OKSEALING
MATERIAL CO., LTD**

Rev.2209-XY-S

SPIRAL WOUND GASKET

The most widely used
and cost-effective
sealing products



(Semi)Metallic Gasket

Spiral Wound Gasket

Rev.2209-XY-S

SPIRAL WOUND GASKET

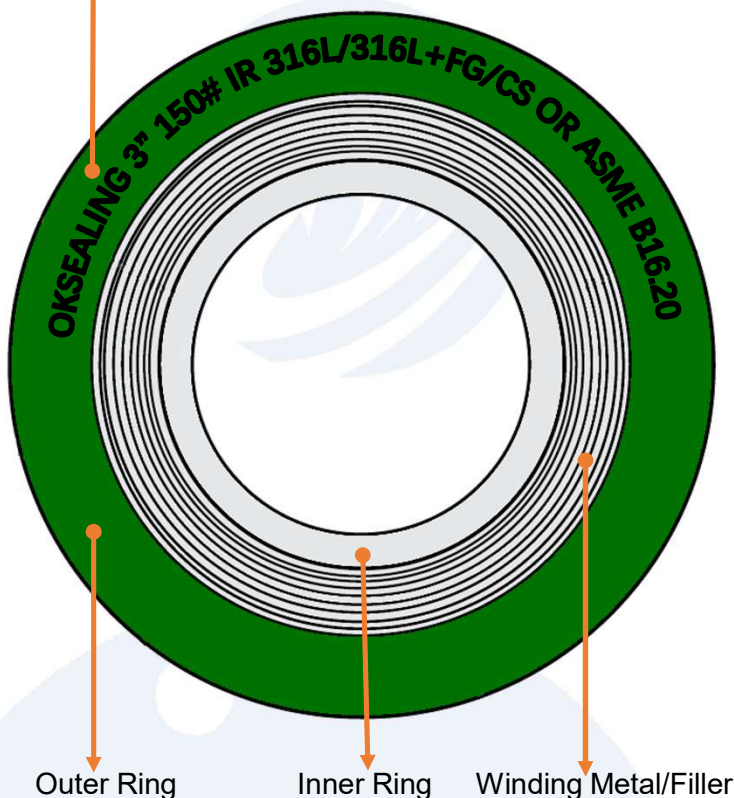
Description

In the early 20th century, oil industry needed a gasket that could be used at different temperatures and pressures, so Flexitallic invented the spiral wound gasket in 1912. The gasket has good compressibility and recovery, and with temperature changes and bolt stress relaxation, it can still maintain good sealing performance.



IDENTIFICATION

- Manufacturer's I.D
- Material
- Size & Pressure Class
- Standard












The spiral wound gasket is alternately wound by pre-formed metal strip and sealing strip. The steel strip makes gasket have sufficient strength and recovery, and the sealing strip plays a sealing role. On this basis, adding a metal inner ring and an outer ring makes the gasket not easy to deform and fall apart after being compressed, also outer ring provides a positioning function, which is convenient for installation.

(Semi)Metallic Gasket

Spiral Wound Gasket

Rev.2209-XY-S

SPIRAL WOUND GASKET *Materials*

METAL WINDING STRIP	MAX. TEMPERATURE	COLOUR CODE	FILLER	MAX. TEMPERATURE	COLOUR CODE
SS304	550°C		C.N.A.F	250°C	No Colour
SS304L	550°C		Graphite	450°C	
SS316L	550°C				
SS316Ti	550°C	No Colour	PTFE	260°C	
SS321	550°C		Mica	1000°C	
Inconel 625	450°C		INNER & OUTER RING		
Inconel 825	450°C		Carbon Steel	S31803	
Hastelloy C276	450°C		SS304	Inconel 625	
Monel 400	600°C		SS304L	Inconel 825	
S31803	300°C	No Colour	SS316L	Hastelloy C276	
Titanium	350°C	No Colour	SS316Ti	Monel 400	
			SS321	Titanium	

Notes

- Selected materials should be compatible with operating temperature and chemicals.
- In addition to the materials listed in the table above, other special materials are also available, please contact our technical staff.

(Semi)Metallic Gasket

Spiral Wound Gasket

Rev.2209-XY-S

SPIRAL WOUND GASKET *Selections*

SEALING ELEMENT TYPE XY-S-K	INNER RING TYPE XY-S-N	OUTER RING TYPE XY-S-G
		
<p>Winded by pre-formed metal strip and sealing strip, with additional winding strip at the beginning and end, which improves the strength and sealing performance. This gasket is suitable for male and female flanges, tongue and groove flanges.</p>	<p>Consists of a sealing element and inner ring. The inner ring prevents sealing element from over compression and also be a physical barrier between gasket and media stream. This gasket is recommended to use for male and female flanges and tongue and groove flanges.</p>	<p>Consists of a sealing element and outer ring. The outer ring prevents over compression of the sealing element and also ensures that the gasket is installed in the center of the flange face. This gasket is suitable for raised face and full face flanges in light to moderate service conditions.</p>
INNER/OUTER RING TYPE XY-S-R	HEAT EXCHANGER TYPE XY-S-E	MANHOLE COVER TYPE XY-S-I
		
<p>Consists of sealing element and inner and outer rings. The sealing element is confined within the inner and outer rings to prevent deformation of the sealing element. The inner ring also acts as a physical barrier against heat from the media. The outer ring ensure that the gasket is installed in the center of the flange. This gasket is suitable for raised and full face flanges in moderate to heavy service conditions.</p>	<p>Various rib-type spiral wound gaskets can be customized according to the customer's container. Generally, it is configured with an inner ring, and winding metal strips can also be added as the outer ring. The inner ring acts as a compression stop, preventing the sealing element from being over compressed. Winding outer ring ensures that the gasket is installed in the correct position in the flange groove.</p>	<p>Designed for manhole covers and boiler covers Assemblies. Using special high temperature resistant flexible graphite strip, it is an ideal choice for corrosive, high temperature and high pressure conditions. Available in round, square, oval, diamond, etc.</p>

Note: When using PTFE filler material, Spiral Wound Gaskets shall be fitted with an inner ring.

(Semi)Metallic Gasket

Spiral Wound Gasket

Rev.2209-XY-S

SPIRAL WOUND GASKET

Availability

About Thickness

For optimum sealing performance, we recommend the spiral wound gasket should be compressed to the thickness listed in table right.

Please compress the spiral wound gasket with metal ring as far as possible to the metal ring. This will not crush the gasket and affect the sealing effect, since the metal ring acts as a compression limit.

INITIAL GASKET THICKNESS	RECOMMENDED COMPRESSED THICKNESS
3.2mm	2.3~2.5mm
4.5mm	3.2~3.4mm
6.4mm	4.6~5.1mm
7.2mm	5.1~5.6mm

STANDARD

GB/T4622	NB/T47025
HG20631	HG20610
ASME B16.20	EN1514-2
JIS B2404	

About Standard

In the table on the left are the common spiral wound gasket standards. These standard inner and outer rings are always available in stock. Customers can respond quickly when they urgently need gaskets on site. In addition, non-standard gaskets can also be produced according to drawings and sizes.

Ring Stock



(Semi)Metallic Gasket

Spiral Wound Gasket

Rev.2209-XY-S

SPIRAL WOUND GASKET

Installation

In order to make the gasket have better sealing performance and longer service life, it is not only necessary to correctly select the type and material of the gasket, but also to install and maintain the gasket correctly.



Below guidelines are designed to assist the end user in install a gasket.

Gasket	<ul style="list-style-type: none">● Use a new gasket● Check the gasket is in good condition and the size is correct for the flange● Do not apply any joint compound, grease or lubricant to gaskets and flanges
Flange	<ul style="list-style-type: none">● Remove the old gasket and check that the flange faces are clean and free from indentations and scoring● For spiral wound gasket, a surface finish between 3.2µm to 6.3µm is recommended● Check the flange faces are parallel or the flanges allows to be pulled parallel and concentric without excessive bolt loads
Bolting	<ul style="list-style-type: none">● Clean every bolts and nuts. Apply bolt lubrication to threads and faces.● When installing the bolt and nut, make sure the back face of the flange is flat. If necessary, use a file or wire brush to clean the surface● If possible use washers to transfer the bolt loads
Installation	<ul style="list-style-type: none">● Ensure that the gasket is installed centrally● It is recommended that using torque wrench to tighten bolts● Tighten bolts in a star-like crossing pattern. ①Tighten nuts by finger ②Tighten to 30% load ③Tighten to 60% load ④Tighten to full load ⑤Make a final tightening sequence